

ELEVATED PRODUCTIVITY

GENIE® SCISSOR LIFTS



Genie®
A TEREX BRAND

TAKING YOU **HIGHER**®

LEARN MORE AT GENIELIFT.COM

Customers Come First

Dedicated to Your Success

Our dedication to taking you higher extends well beyond the physical reach of our products. We thrive on building satisfying customer relationships because you, our customer, are at the center of everything we do.

For more than 50 years, Genie has been developing products to solve worksite challenges – and that process never ends. Our team of product managers and engineers design new products, featuring the latest technology to meet your changing needs. Then, we manufacture those products to stringent standards that increase quality, lower costs and give you an exceptional rental return on investment campital (rROIC).

Genie® slab and rough terrain scissor lifts are the industry solution for increasing aerial worksite productivity. Purpose-built for maneuvering in tight access areas, they're excellent for indoor and outdoor applications that require larger capacities and plenty of platform workspace. We combine competitive lift speeds and full-sized platforms to increase efficiency and reduce cycle times, allowing operators to get to the jobsite and finish working faster.


Providing Superior Value

Our commitment doesn't end with the sale. Our dedicated service teams are available 24 hours a day, 365 days a year to provide support when you need it most. In addition, our extensive parts network ships most parts within 24 hours. Simply put, we're always working to help increase your uptime so you can be more successful.

Genie is driven by one goal: doing the right thing, at the right time for our customers. That's not just what we do; it's who we are. So tell us what you need. We're listening.



Setting the Standard: Terex Aerial Work Platforms (AWP) manufactures some of the most advanced, highest-valued lift equipment in the industry. Genie® lifts set the standard for performance and durability – not to mention support from people who understand your business.



Elevated Efficiency with Industry-Leading Design

Genie® electric and rough terrain scissor lifts offer you high performance and versatility – boosting worksite productivity. Genie electric scissor lifts are exceptionally mobile, letting you maneuver on tight worksites. Plus, they're productive and efficient, providing increased workspace for larger loads and more workers. Genie rough terrain scissor lifts also enhance productivity by providing exceptional traction, speed and gradeability. They're the perfect machines for big outdoor jobs where platform workspace is critical.

Genie scissor lifts provide productivity-enhancing speed and gradeability to help you make the most of the equipment on your jobsite.



Maximize Your Productivity

Genie® self-propelled electric scissor lifts are ideal for maneuvering in tight spaces, making them the right equipment choice for indoor and outdoor construction, maintenance and installation applications with firm, level surfaces. These lifts provide excellent capacity and generous platform workspace, with indoor friendly low noise levels.



Compact Maneuverability

All models have front-wheel drive, and most models feature zero inside turning radius for excellent maneuverability in tight spaces.



Easy Service

On-board diagnostics help service technicians troubleshoot on the fly and make adjustments in the field to increase uptime. Swing-out battery and power module trays allow easy access for convenient service.

The Genie slab scissor lift family has been updated with features that enhance reliability, serviceability and performance.



Convenient Operation

Low-emission electric scissor lifts deliver a quiet, convenient solution for sound-sensitive environments like office buildings, shopping malls, hotels, schools and more. Gain access to even loftier jobs with the Genie® GS™-3232 scissor lift, which provides working heights up to 38 ft (11.75 m) while fitting into spaces as narrow as 32 in (81 cm) wide.



Outdoor Functionality

Electric self-propelled scissor lifts offer outdoor functionality on firm, level surfaces, providing accessibility for a wide variety of applications.



Aviation Scissor Lift

The Genie GS-2646 AV scissor lift is built specifically for the aviation industry. A Padded Aircraft Protection Rail (PAR), front entry gate, and powered 5 ft (1.52 m) extension deck, provide an extra level of protection and productivity to meet the needs of the aviation industry.

Electric Models Available

SINGLE-DOOR ACCESS	GS-1330m	GS-1530	GS-1930	GS-1932	GS-2032	GS-2632	GS-3232		
DOUBLE-DOOR ACCESS	GS-2046	GS-2646	GS-2646 AV	GS-3246	GS-2669 DC	GS-3369 DC	GS-4047	GS-4655	

The Genie® GS™-1330m Scissor Lift Compact Maneuverability

Responding to worldwide demand for compact maneuverability in low-level access and space and weight restricted applications, the Genie® GS™-1330m scissor lift offers a maximum platform height of 12.10 ft (3.9 m) and a maximum working height of 18.10 ft (5.9 m), with a 2-person, 500 lb (227 kg) capacity, and weighing in at only 1,950 lb (885 kg).



This lightweight scissor lift is able to access jobsites previously off limits to heavier slab scissors and vertical mast lifts in the industry due to passenger elevator capacity limitations



Heavy-duty and rental-ready, this new micro-sized scissor lift's top applications include construction in space restricted or congested locations, such as offices, high rise and retail spaces, as well as facility maintenance tasks.

This scissor lift is equipped with an efficient, all-electric DC drive system that offers productive power for getting around indoor jobsites with quiet, zero-emissions operation.



Reach New Heights with the Genie® GS™-4655 Scissor Lift

Designed for use in a range of applications, including narrow aisle warehouses and demanding tilt-up construction jobsites, the Genie GS-4655 scissor lift combines a narrow chassis, industry leading maximum platform height, and high performance electric drive to maximize rental utilization and productivity on the jobsite. This model is equipped with a 4-ft (1.2 m) roll out extension deck and offers 52 ft (16 m) of working height, 770 lb (250 kg) of lift capacity and full drive height capabilities.



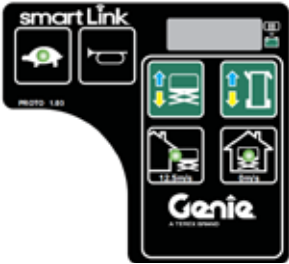
Durable Design

Heavy-duty and rental-ready, the Genie GS-4655 scissor lift is equipped with side-by-side platform railings for easy deck extension and retraction. Side forklift pockets simplify transportation, as well as storage.



Global-use Machine

To adhere to the wind-rating requirements in the new ANSI and CSA standards in North America, the new Genie GS-4655 scissor lift is equipped with dual work zone capabilities, rating it for indoor and outdoor use.



Designed to Meet Indoor Worksite Demands

The Genie® GS™-4047 self-propelled electric scissor lift is purpose-built to meet the demands of tightly packed, high-rise indoor spaces found in modern tilt-up warehouse construction. This scissor lift carries 550 lb (249 kg) to a maximum working height of 45 ft (13.89 m) and drives at full height. A 24V 300 Ah battery pack offers plenty of power for getting around jobsites and operating a full day of work.



Maneuvering in Restrictive Work Environments

Designed with dual front-wheel drive and a zero inside turning radius, combined with a compact footprint of just 8 ft (2.43 m) long and 47 in (1.19 m) wide stowed for work in tight access areas. A 3 ft (.91 m) extension deck allows workers and tools to maximize the platform workspace.



Easy to Operate

The Genie GS-4047 scissor lift incorporates the SmartLink™ control system, offering operators fully proportional lift and drive for precise positioning. In addition, the Genie SmartLink system allows for improved troubleshooting with easy-to-read and user-friendly machine adjustments.

Working at Full Height

Designed to offer an excellent combination of height and lifting capacity, it is engineered with a centered link stack under the platform provides the operator with a stable feel. The Genie GS-4047 scissor lift has a travel speed of up to 1.9 mph and can handle up to 25% gradient to get up slopes and loading ramps.

Extremely Responsive Braking

It's 4-wheel braking system combines dual rear spring, hydraulically-released brakes with dual front wheel hydraulic dynamic braking, making the unit extremely responsive. The brakes are fully enclosed in steel casing to protect against debris and machine wear.



Options for Electric Self-Propelled Scissor Lifts

GS-1330m GS-1530 GS-1930 GS-2032 GS-2632 GS-3232 GS-2046 GS-2646 GS-3246 GS-4047 GS-4655

Platform	GS-1330m	GS-1530	GS-1930	GS-2032	GS-2632	GS-3232	GS-2046	GS-2646	GS-3246	GS-4047	GS-4655
PLATFORM SWING GATE HALF HEIGHT		0	0	0		0					
FOLDING GUARDRAILS WITH PLATFORM HALF HEIGHT SWING GATE	0	0	0	0	S	S					
FOLDING GUARDRAILS WITH PLATFORM FULL HEIGHT SWING GATE							S	S	S	S	S
AIR LINE TO PLATFORM	0	0	0	0	0	0	0	0	0	0	0
Warning											
MOTION ALARM	S	S	S	S	S	S	S	S	S	S	S
AUTOMOTIVE-STYLE HORN	0	0	0	0	0	0	0	0	0	0	0
ELECTRONIC HORN	S	S	S	S	S	S	S	S	S	S	S
Stability											
AUTOMATIC LEVELING HYDRAULIC OUTRIGGERS							S				
OSCILATING AXLE											
Power											
POWER INVERTER (110 V/60 HZ/800 W)	0	0	0	0	0	0	0	0	0	0	0
EE RATING	0	0	0	0	0	0	0	0	0		
Tires											
SOLID NON-MARKING TIRES	S	S	S	S	S	S	S	S	S		
FOAM FILLED NON-MARKING ROUGH TERRAIN TIRES											
FOAM FILLED LOW PROFILE TURF TIRES											

0 = Option S = Standard



Self-Leveling Outriggers

The Genie® GS™-3232 slab scissor lift has a compact, maneuverable design and automatic hydraulic, non-marking, self-leveling outriggers that level the lift on uneven ground — up to 5° side to side — before elevating the platform.



Dual Flashing Beacons

Orange flashing lights warn workers when lift is moving or in operation.



Non-Marking Tires

These hard rubber non-marking tires prevent scuffing floors or picking up debris that could otherwise damage a floor.



Folding Guardrails

Neatly folding guardrails make it easy to maneuver through doorways, into elevators and throughout other height-restricted areas.

Boost Your Performance and Power

Genie® rough terrain (RT) scissor lifts are tough, construction-oriented four-wheel drive machines with positive traction control – ideal for increasing productivity in demanding outdoor worksites. They are designed to stand up to the demands of frequent use in diverse conditions.



Speed and Traction

Genie RT scissor lifts are able to traverse through uneven or rough terrain environments more efficiently. They are equipped with four-wheel drive and positive traction control for traction when you need it most. They offer up to 50% gradeability when driving on slopes.



Full Drive Height

The Genie GS™-4069 scissor lift is the world's first 40 ft (12.19 m) full drive height rough terrain scissor lift in its class. The 26 ft (7.93 m) and 33 ft (10.06 m) models are also equipped with this feature, providing outstanding end user uptime while on the jobsite.

Genie RT models are built for the rental industry and built to last.




More Room to Work

These units are ideal for jobs that require greater capacity for more workers, materials and tools. For added workspace, all Genie® RT models come standard with a multi-position slide-out extension deck on the front of the platform. A rear slide-out extension deck can be added to models Genie GS™-3384 models and up. In addition, power to the platform allows workers to use electrically powered tools.



Easy Service

On board diagnostics help operators troubleshoot on the fly and make adjustments in the field to maintain uptime. Plus, slide- or pull-out engine trays allow easy access to components — no need to reach around obstacles inside the machine. Many parts and service procedures are common across the entire Genie scissor lift line for cost-effective parts stocking and maintenance efficiencies.



Rough Terrain Models Available

- [GS-2669 RT](#)
- [GS-3369 RT](#)
- [GS-4069 RT](#)
- [GS-3384 RT](#)
- [GS-3390 RT](#)
- [GS-4390 RT](#)
- [GS-5390 RT](#)

Best-in-class Models for Indoor and Outdoor Efficiency

The family of Genie® rough terrain scissor lifts includes fully electric (DC) models to boost jobsite versatility and performance both indoors and outside while representing significant cost savings over diesel powered lifts.

Electric models are speedy, roomy and always ready

The Genie DC line, GS™-2669 DC, GS™-3369 DC and GS™-4069 DC scissor lifts, offers the same range of lifting capacities and terrain-ability as their RT counterparts. The electric drive motor provides emissions-free performance in enclosed buildings – and the drive motors are sealed which helps in reducing maintenance and service costs.

All three come standard with rough terrain tires for moving through dirt, sand and mud, with turf tires as optional. Charge the scissor lifts overnight, and they are ready to go the next morning – always ready when you are to tackle the project.



Electric Models Available

GS-2669 DC

GS-3369 DC

GS-4069 DC

Options for Rough Terrain Self-Propelled Scissor Lifts

GS-2669 RT/DC
GS-3369 RT/DC
GS-4069 RT/DC
GS-3384 RT
GS-3390 RT
GS-4390 RT
GS-5390 RT

Platform							
DUAL SLIDE-OUT EXTENSION DECK PACKAGE (FRONT & REAR)				0	0	0	0
AIR LINE TO PLATFORM	0	0	0	0	0	0	0
SIDE ENTRY/EXIT	0	0	0				

Warning							
DUAL FLASHING BEACONS	0	0	0	S	S	S	S
MOTION ALARM	S	S	S	S	S	S	S

Stability							
AUTOMATIC LEVELING HYDRAULIC OUTRIGGERS	0	0	0	0	0	0	S
OSCILLATING AXLE	S	S	S		S	0	0

Power							
2,000 AC WATT GENERATOR (120V/60HZ)	0	0	0	0	0	0	0

Engine							
HYDRAULIC OIL COOLER	0	0	0	0	0	0	0
DIESEL SCRUBBER/ SPARK ARRESTOR	0	0	0	0	0	0	0
COLD START PACKAGES (BY ENGINE TYPE)	0	0	0	0	0	0	0

Tanks							
SPARE PROPANE TANK (BY ENGINE TYPE)	0	0	0	0	0	0	0

Tires							
NON-MARKING RT TIRE	0	0	0	0	0	0	0
HIGH FLOTATION AIR-FILLED TIRES				0	0	0	0
HIGH FLOTATION FOAM-FILLED TIRES	0	0		0	0	0	0

0 = Option S = Standard



Oscillating axle

The oscillating axle automatically senses the terrain and adjusts the axle position based on ground conditions to maintain stability.



Generator

This built-in hydraulically driven 120V AC generator is available to supply power to the platform for operating tools.



Self-leveling hydraulic outriggers

Save time with the automatic leveling hydraulic outriggers. All four outriggers are designed to automatically deploy simultaneously to ensure the lift is level on uneven ground before elevating the platform.

Customize Your Scissor Lift for Specific Jobsite Needs

Reference the Genie® Accessories brochure for complete details.

Lift Tools™ Material Carrier

Designed to accommodate a wide range of materials and higher load capacities than a standard pipe cradle attachment, this new Genie accessory is ideal for use in applications that require lifting materials to height, such as tilt-up construction, post-frame building construction, fire suppression installation, HVAC installation, rooftop contracting and facility maintenance.

Lift Tools Work Tray

The new easy-to-install Genie Lift Tools Work Tray is designed to help eliminate clutter and potential tripping hazards by providing operators and workers with a convenient place to store their tools, fasteners and small materials in the platform.

Lift Tools Access Deck

This accessory provides operators with a secondary surface to elevate them above the platform floor for a productive solution to access hard-to-reach areas.

Lift Tools Panel Cradle

This accessory allows operators to lift panels, windows and drywall secured on the outside surface of the platform, simplifying loading, unloading, and placement of panel materials on the jobsite.

Lift Tools Pipe Cradle

This accessory reduces the risk of fatigue by providing a secure way to securely carry pipes or other jobsite materials in a scissor lift platform.

Air Line to Platform

A small hose that goes from the base of the machine, up the link stack and to the platform. Allows operators to plug an air compressor into the hose at the base and then the hose will provide a way to get that compressed air up at the platform.

Lift Guard™ Contact Alarm

An electronic secondary guarding solution designed to activate when an obstruction makes contact with an activation whisker mounted to the lift's platform guardrails, alerting operators, occupants and ground personnel to a potential hazard. This option for slab scissors and vertical mast lifts includes two activation whiskers — one mounted on the front of the platform and one mounted on the rear.



Evolving Protective Solutions

Highlighting a new generation in innovative solutions, the Genie® Lift Guard™ Contact Alarm system for Genie GS™ slab scissor lifts and Genie GR™, GRC™ and QS™ vertical masts is an electronic secondary guarding solution designed to activate when an obstruction makes contact with an activation whisker mounted to the lift's platform guardrails, alerting operators, occupants and ground personnel to a potential hazard. The Genie Lift Guard Contact Alarm option for slab scissors and vertical mast lifts will include two activation whiskers — one mounted on the front of the platform and one mounted on the rear.



The Genie Lift Guard Contact Alarm system for slab scissors and vertical mast lifts is designed to activate when an activation whisker is deflected by an obstruction, triggering the limit switch in the base of the assembly. When the system is activated, all machine motion will stop, an alarm will sound and beacons will flash. The operator will be able to continue driving or elevating the platform into the desired working position after

acknowledging the activation system and machine stopped condition. A free-movement zone will exist between the activation whisker and guardrail, to allow mobility for operators and occupants after the system is activated.

A retrofit kit is available to allow for compatibility with Genie Smart Link™ system-enabled scissor lifts and vertical masts produced from 2011-2018.

The Genie® Lift Tools™ Access Deck Additional Access


Responding to operators' needs for additional access at height, the new Genie® Lift Tools™ Access Deck for the Genie GS™-1930 scissor lift provides operators with a secondary surface to work from, elevating them 22 in (0.56 m) above the platform floor. It is rated for both indoor and outdoor use.



Attached to the platform rails, it enables operators to get into restricted spaces safely and increases productivity. This additional deck has a 225 lb (102 kg) capacity. When not in use it folds flat for storage.

Engineered with non-slip decking on a wide, stable surface for use at height, this accessory is ideal for use in HVAC, electrical, lighting, plumbing and welding applications.

This accessory weighs approximately 25 lbs (11 kg), light enough for one person to carry. It can be installed in less than 5 minutes.



Increase Jobsite Efficiency

The Genie® Lift Tools™ Material Carrier attachment offers Genie GS™-2669, GS-3369 and GS-4069 DC and RT rough terrain scissor lift operators a solution to efficiently carry materials to jobsites.



This accessory is ideal for use in applications that require lifting materials to height, such as tilt-up construction, post frame building construction, fire suppression installation, HVAC installation, rooftop contracting and facility maintenance.

The Genie Lift Tools Material Carrier can accommodate more than one pipe, can be positioned on the scissor lift's main platform or extension deck, can still be used with the extension deck retracted and can be installed laterally or longitudinally.



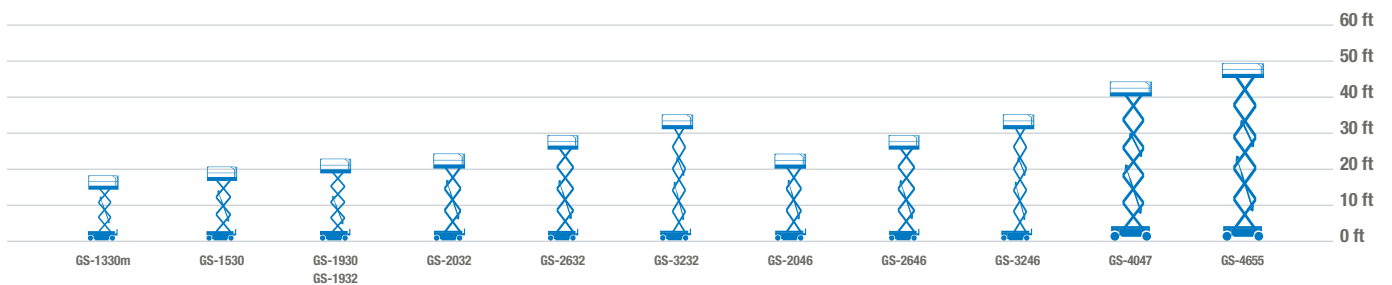
The large carriage and high capacity of the Genie Lift Tools Material Carrier attachment is suitable for multitude of material types, including lumber, pipe, HVAC materials, siding and plate material.



Specifications

Self-Propelled Electric Scissor Lifts

MODEL	WORKING HEIGHT INDOOR		WORKING HEIGHT OUTDOOR		WIDTH		LIFT CAPACITY		MAX PLATFORM OCCUPANCY (IN/OUT)
	US	METRIC	US	METRIC	US	METRIC	US	METRIC	
Electric Scissor Lifts									
GS-1330m	18 ft 10 in	5.9 m	16 ft 6 in	5.03 m	30.5 in	0.78 m	500 lb	227 kg	2 / 1
GS-1530	21 ft	6.57 m	19 ft 6 in	6.11 m	2 ft 6 in	0.76 m	600 lb	272 kg	2 / 1
GS-1930	25 ft 3 in	7.79 m	20 ft 8 in	6.47 m	2 ft 6 in	0.76 m	500 lb	227 kg	2 / 1
GS-1932	25 ft 3 in	7.85 m	20 ft 8 in	6.47 m	2 ft 8 in	0.82 m	500 lb	227 kg	2 / 1
GS-2032	26 ft 1 in	8.13 m	22 ft	6.88 m	2 ft 8 in	0.81 m	800 lb	363 kg	2 / 1
GS-2632	32 ft 1 in	9.96 m	25 ft	7.79 m	2 ft 8 in	0.81 m	500 lb	227 kg	2 / 1
GS-3232	38 ft 1 in	11.78 m	24 ft	7.49 m	2 ft 8 in	0.81 m	500 lb	227 kg	2 / 1
GS-2046	26 ft 1 in	8.13 m	22 ft 4 in	6.98 m	3 ft 10 in	1.16 m	1200 lb	544 kg	2 / 1
GS-2646	32 ft 1 in	9.96 m	25 ft 8 in	7.99 m	3 ft 10 in	1.16 m	1000 lb	454 kg	2 / 1
GS-3246	38 ft 1 in	11.78 m	28 ft	8.71 m	3 ft 10 in	1.16 m	700 lb	318 kg	2 / 1
GS-4047	45 ft 2 in	13.94 m	30 ft	9.32 m	3 ft 11 in	1.20 m	770 lb	350 kg	3 / 1
GS-4655	51 ft 9 in	15.95 m	27 ft 6 in	8.55 m	55.3 in	1.41 m	770 lb	350 kg	3 / 2

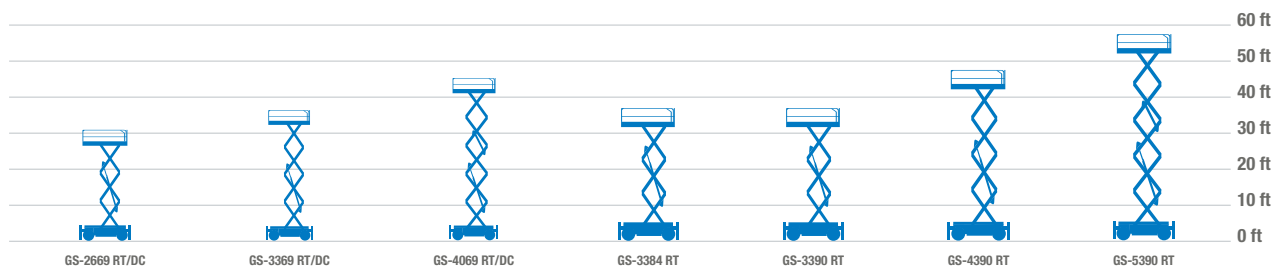


Specifications

Self-Propelled Rough Terrain Scissor Lifts

MODEL	WORKING HEIGHT		WIDTH		GRADEABILITY*	LIFT CAPACITY		MAX PLATFORM OCCUPANCY (IN/OUT)
	US	METRIC	US	METRIC		US	METRIC	
Rough Terrain Scissor Lifts								
GS-2669 RT/DC	32 ft 2 in	10 m	5 ft 9 in	1.75 m	40%	1500 lb	680 kg	4 / 4
GS-3369 RT/DC	38 ft 8 in	11.96 m	5 ft 9 in	1.75 m	35%	1000 lb	454 kg	4 / 2
GS-4069 RT/DC	46 ft 3 in	14.3 m	5 ft 9 in	1.75 m	35%	800 lb	363 kg	3 / 2
GS-3384 RT	39 ft	12.06 m	7 ft	2.13 m	50%	2500 lb	1134 kg	7 / 7
GS-3390 RT	39 ft	12.06 m	7 ft 8 in	2.36 m	50%	2500 lb	1134 kg	7 / 7
GS-4390 RT	49 ft	15.11 m	7 ft 8 in	2.36 m	50%	1500 lb	680 kg	7 / 7
GS-5390 RT	59 ft	18.15 m	7 ft 8 in	2.36 m	40%	1500 lb	680 kg	4 / 4

*Gradeability applies to driving on slopes "with platform stowed," see operator's manual for details regarding slope ratings. Gradeability may vary depending on options installed on machine.




Worldwide Manufacturing And Distribution

Australia · Brazil · Caribbean · Central America · China · France · Germany · Italy · Japan · Korea · Mexico
Southeast Asia · Spain · Sweden · United Arab Emirates · United Kingdom · United States

Toll Free in USA/Canada **+1 (800) 536-1800** · Telephone **+1 (425) 881-1800** · Fax +1 (425) 883-3475

6464 185th Ave. NE, Redmond, WA 98052

Effective Date: December, 2019. Product specifications and prices are subject to change without notice or obligation. The photographs and/or drawings in this document are for illustrative purposes only. Refer to the appropriate Operator's Manual for instructions on the proper use of this equipment. Failure to follow the appropriate Operator's Manual when using our equipment or to otherwise act irresponsibly may result in serious injury or death. The only warranty applicable to our equipment is the standard written warranty applicable to the particular product and sale and we make no other warranty, express or implied. Terex, Genie, Taking You Higher and other marks are trademarks of Terex Corporation or its subsidiaries. © 2019 Terex Aerial Work Platforms. GPB 3K 0109M. Part No. 109305.



02109305



TAKING
YOU **HIGHER**®

LEARN MORE AT GENIELIFT.COM