
















Specifications

Models	AWP-20S		AWP-25S		AWP-30S	
Measurements	Metric	US	Metric	US	Metric	US
Working height*	8.12 m	26 ft 1 in	9.57 m	30 ft 10 in	11.00 m	35 ft 6 in
Platform height	6.12 m	20 ft 1 in	7.57 m	24 ft 10 in	9.00 m	29 ft 6 in
 Height - stowed (Standard)	1.98 m	6 ft 6 in	1.98 m	6 ft 6 in	1.98 m	6 ft 6 in
stowed (RT/Narrow)	2.01 m	6 ft 7 in	2.01 m	6 ft 7 in	2.01 m	6 ft 7 in
 tilted back** (Standard)	—	—	—	—	—	—
 Length - stowed (Standard)	1.24 m	4 ft 1 in	1.31 m	4 ft 3.5 in	1.35 m	4 ft 5 in
stowed (RT/Narrow)	1.60 m	5 ft 3 in	1.60 m	5 ft 3 in	1.60 m	5 ft 3 in
 Length - tilted back**	—	—	—	—	—	—
 Width (Standard)	74 cm	2 ft 5 in	74 cm	2 ft 5 in	74 cm	2 ft 5 in
Width (RT)	76 cm	2 ft 6 in	76 cm	2 ft 6 in	76 cm	2 ft 6 in
Width (Narrow)	56 cm	1 ft 10 in	56 cm	1 ft 10 in	56 cm	1 ft 10 in

Productivity

Lift capacity	159 kg	350 lbs	159 kg	350 lbs	159 kg	350 lbs
Indoor:						
  Outrigger footprint (l/w) (Standard)	1.55/1.35 m	5 ft 1 in/4 ft 5 in	1.75/1.55 m	5 ft 9 in/5 ft 1 in	1.93/1.73 m	6 ft 4 in/5 ft 8 in
Outrigger footprint (l/w) (RT/Narrow)	1.80/1.47 m	5 ft 11 in/4 ft 10 in	1.80/1.47 m	5 ft 11 in/4 ft 10 in	2.11/1.88 m	6 ft 11 in/6 ft 2 in
 Corner access*** (Standard)	38 cm	1 ft 3 in	48 cm	1 ft 7 in	56 cm	1 ft 10 in
Corner access*** (RT/Narrow)	53 cm	1 ft 9 in	51 cm	1 ft 8 in	70 cm	2 ft 3.5 in
  Wall access front/side (Standard)	15/33 cm	6 in/1 ft 1 in	18/43 cm	7 in/1 ft 5 in	20/53 cm	8 in/1 ft 9 in
Wall access front/side (RT/Narrow)	30/43 cm	1 ft/1 ft 5 in	25/43 cm	10 in/1 ft 5 in	23/51 cm	9 in/1 ft 8 in
Outdoor:						
  Outrigger footprint (l/w) (Standard)	2.46/2.26 m	8 ft 1 in/7 ft 5 in	2.97/2.79 m	9 ft 9 in/9 ft 2 in	2.97/2.79 m	9 ft 9 in/9 ft 2 in
Outrigger footprint (l/w) (RT/Narrow)	—	—	—	—	—	—
 Corner access*** (Standard)	48 cm	1 ft 7 in	76 cm	2 ft 6 in	69 cm	2 ft 3 in
Corner access*** (RT/Narrow)	—	—	—	—	—	—
  Wall access front/side (Standard)	48/81 cm	1 ft 7 in/2 ft 8 in	74 cm/1.07 m	2 ft 5 in/3 ft 6 in	69 cm/1.07 m	2 ft 3 in/3 ft 6 in
Wall access front/side (RT/Narrow)	—	—	—	—	—	—
Platform Dimensions: (l/w/h)						
Standard	69 cm/66 cm/1.14 m	27/26/44.75 in	69 cm/66 cm/1.14 m	27/26/44.75 in	69 cm/66 cm/1.14 m	27/26/44.75 in
Gated standard	69 cm/66 cm/1.14 m	27/26/44.75 in	69 cm/66 cm/1.14 m	27/26/44.75 in	69 cm/66 cm/1.14 m	27/26/44.75 in
Gated narrow	66 cm/51 cm/1.14 m	26/20/44.75 in	66 cm/51 cm/1.14 m	26/20/44.75 in	66 cm/51 cm/1.14 m	26/20/44.75 in
Gated ultra-narrow	56 cm/46 cm/1.14 m	22/18/44.75 in	56 cm/46 cm/1.14 m	22/18/44.75 in	56 cm/46 cm/1.14 m	22/18/44.75 in
Standard fiberglass	74 cm/67 cm/1.10 m	29/26.5/43.5 in	74 cm/67 cm/1.10 m	29/26.5/43.5 in	74 cm/67 cm/1.10 m	29/26.5/43.5 in

Power

Power source - DC models	12V / 110/50-60 Hz or 220/50-60 Hz AC	12V / 110/50-60 Hz or 220/50-60 Hz AC	12V / 110/50-60 Hz or 220/50-60 Hz AC	12V / 110/50-60 Hz or 220/50-60 Hz AC
--------------------------	---------------------------------------	---------------------------------------	---------------------------------------	---------------------------------------

Sound & Vibration Levels

Sound pressure level (ground workstation)	<70 dBA	<70 dBA	<70 dBA	<70 dBA	<70 dBA	<70 dBA
Sound pressure level (platform workstation)	<70 dBA	<70 dBA	<70 dBA	<70 dBA	<70 dBA	<70 dBA
Vibration	<2.5 m/s ²	<8 ft 2 in/s ²	<2.5 m/s ²	<8 ft 2 in/s ²	<2.5 m/s ²	<8 ft 2 in/s ²

Weight****

AC models (Standard)	307 kg	677 lbs	330 kg	727 lbs	352 kg	777 lbs
AC models (RT/Narrow)	299 kg	660 lbs	315 kg	694 lbs	331 kg	729 lbs
DC models (Standard)	347 kg	766 lbs	371 kg	817 lbs	393 kg	867 lbs
DC models (RT/Narrow)	340 kg	749 lbs	354 kg	780 lbs	371 kg	818 lbs
Air motor (Standard)	—	—	—	—	352 kg	777 lbs
Air motor (RT/Narrow)	—	—	—	—	331 kg	729 lbs

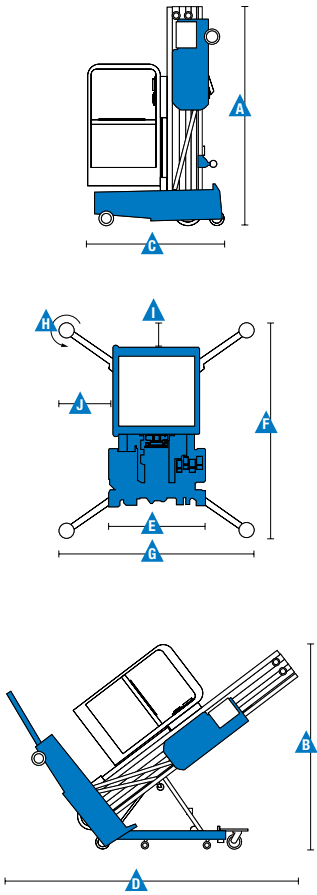
Standards Compliance

EU Directives: 2006/42/EC - Machinery (harmonized standard EN280:2013); 2004/108/EC (EMC); 2006/95/EC (LVD)

Aerial Work Platforms

AWP™ Super Series™

Specifications



Models	AWP-36S		AWP-40S	
Measurements	Metric	US	Metric	US
Working height*	13.10 m	42 ft 5 in	14.29 m	46 ft 4 in
Platform height	11.10 m	36 ft 5 in	12.29 m	40 ft 4 in
▲ Height - stowed (Standard)	2.78 m	9 ft 1.5 in	2.78 m	9 ft 1.5 in
▲ stowed (RT)	---	---	---	---
▲ tilted back** (Standard)	1.92 m	6 ft 3.5 in	1.98 m	6 ft 6 in
▲ Length - stowed (Standard)	1.40 m	4 ft 7 in	1.42 m	4 ft 8 in
▲ stowed (RT)	---	---	---	---
▲ Length - tilted back**	2.97 m	9 ft 9 in	2.97 m	9 ft 9 in
▲ Width (Standard)	74 cm	2 ft 5 in	74 cm	2 ft 5 in
▲ Width (RT)	---	---	---	---

Productivity

Lift capacity	159 kg	350 lbs	136 kg	300 lbs
Indoor:				
▲ G Outrigger footprint (l/w) (Standard)	2.12/1.91 m	6 ft 11 in/6 ft 3 in	2.26/2.06 m	7 ft 5 in /6 ft 9 in
▲ Outrigger footprint (l/w) (RT)	---	---	---	---
▲ H Corner access*** (Standard)	74 cm	2 ft 5 in	79 cm	2 ft 7 in
▲ Corner access*** (RT)	---	---	---	---
▲ J Wall access front/side (Standard)	36/64 cm	1 ft 2 in/2 ft 1 in	38/71 cm	1 ft 3 in/2 ft 4 in
▲ Wall access front/side (RT)	---	---	---	---
Outdoor:				
▲ G Outrigger footprint (l/w) (Standard)	3.53/3.33 m	11 ft 7 in/10 ft 11 in	3.89/3.68 m	12 ft 9 in/12 ft 1 in
▲ Outrigger footprint (l/w) (RT)	---	---	---	---
▲ H Corner access*** (Standard)	1.02 m	3 ft 4 in	1.12 m	3 ft 8 in
▲ Corner access*** (RT)	---	---	---	---
▲ J Wall access front/side (Standard)	1.02/1.32 m	3 ft 4 in/4 ft 4 in	1.12/1.52 m	3 ft 8 in/5 ft
▲ Wall access front/side (RT)	---	---	---	---
Platform Dimensions: (l/w/h)				
Standard	69 cm/66 cm/1.14 m	27/26/44.75 in	69 cm/66 cm/1.14 m	27/26/44.75 in
Gated standard	69 cm/66 cm/1.14 m	27/26/44.75 in	69 cm/66 cm/1.14 m	27/26/44.75 in
Gated narrow	66 cm/51 cm/1.14 m	26/20/44.75 in	66 cm/51 cm/1.14 m	26/20/44.75 in
Gated ultra-narrow	56 cm/46 cm/1.14 m	22/18/44.75 in	56 cm/46 cm/1.14 m	22/18/44.75 in
Standard fiberglass	74 cm/67 cm/1.10 m	29/26.5/43.5 in	74 cm/67 cm/1.10 m	29/26.5/43.5 in

Power

Power source - DC models	12V / 110/50-60 Hz or 220/50-60 Hz AC	12V / 110/50-60 Hz or 220/50-60 Hz AC
--------------------------	---------------------------------------	---------------------------------------

Sound & Vibration Levels

Sound pressure level (ground workstation)	<70 dBA	<70 dBA	<70 dBA	<70 dBA
Sound pressure level (platform workstation)	<70 dBA	<70 dBA	<70 dBA	<70 dBA
Vibration	<2.5 m/s ²	<8 ft 2 in/s ²	<2.5 m/s ²	<8 ft 2 in/s ²

Weight****

AC models (Standard)	461 kg	1,017 lbs	472 kg	1,040 lbs
AC models (RT)	---	---	---	---
DC models (Standard)	502 kg	1,107 lbs	513 kg	1,130 lbs
DC models (RT)	---	---	---	---
Air motor (Standard)	---	---	---	---
Air motor (RT)	---	---	---	---

Standards Compliance

EU Directives: 2006/42/EC - Machinery (harmonized standard EN280:2013); 2004/108/EC (EMC); 2006/95/EC (LVD)

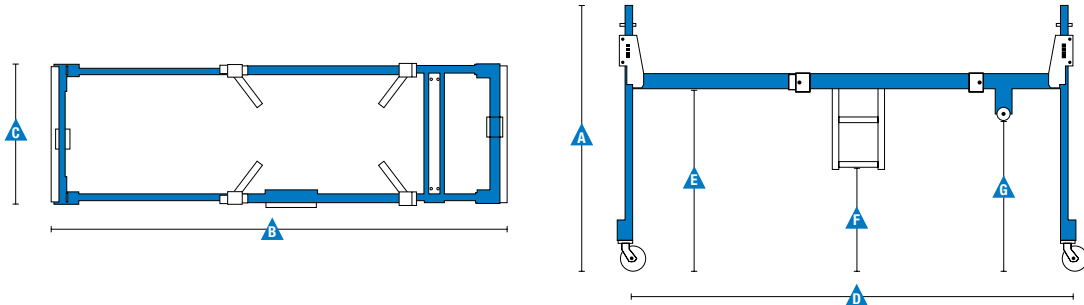
* The metric equivalent of working height adds 2 m to platform height. U.S. adds 6 ft to platform height.
 ** Tilt back height with standard platform. For tilt back height with other platforms, please contact your sales representative.
 *** Corner of platform top rail to corner of wall with ability to rotate leveling jack handle.
 **** Weight will vary depending on options and/or country standards.
 --- Not Applicable.

Specifications

Super Straddle Models	AWP-20S		AWP-25S		AWP-30S	
Measurements	Metric	US	Metric	US	Metric	US
A Height	1.78 m	5 ft 10 in	1.78 m	5 ft 10 in	1.78 m	5 ft 10 in
B Length (adjustable)	2.77 – 3.25 m	9 ft 1 in – 10 ft 8 in	2.77 – 3.25 m	9 ft 1 in – 10 ft 8 in	2.77 – 3.25 m	9 ft 1 in – 10 ft 8 in
C Width	97 cm	3 ft 2 in	97 cm	3 ft 2 in	97 cm	3 ft 2 in
Width with required outriggers	1.75 m	5 ft 9 in	2.05 m	6 ft 9 in	2.31 m	7 ft 7 in
D Wheelbase (adjustable)	2.64 - 3.25 m	8 ft 8 in – 10 ft 8 in	2.64 - 3.25 m	8 ft 8 in – 10 ft 8 in	2.64 - 3.25 m	8 ft 8 in – 10 ft 8 in
E Straddle clearance	1.22 m	4 ft	1.22 m	4 ft	1.22 m	4 ft
F Height to ladder	69 cm	2 ft 3 in	69 cm	2 ft 3 in	69 cm	2 ft 3 in
G Height to fixed wheel	1.02 m	3 ft 4 in	1.02 m	3 ft 4 in	1.02 m	3 ft 4 in
Storage dimensions (l/w/d)	2.03 m/94 cm/61 cm	80/37/24 in	2.03 m/94 cm/61 cm	80/37/24 in	2.03 m/94 cm/61 cm	80/37/24 in

Weight

263 kg	580 lbs	263 kg	580 lbs	263 kg	580 lbs
--------	---------	--------	---------	--------	---------



Super Straddle Models	AWP-36S		AWP-40S	
Measurements	Metric	US	Metric	US
A Height	1.78 m	5 ft 10 in	1.78 m	5 ft 10 in
B Length (adjustable)	2.77 – 3.25 m	9 ft 1 in – 10 ft 8 in	2.77 – 3.25 m	9 ft 1 in – 10 ft 8 in
C Width	97 cm	3 ft 2 in	97 cm	3 ft 2 in
Width with required outriggers	2.57 m	8 ft 5 in	2.77 m	9 ft 1 in
D Wheelbase (adjustable)	2.64 - 3.25 m	8 ft 8 in – 10 ft 8 in	2.64 - 3.25 m	8 ft 8 in – 10 ft 8 in
E Straddle clearance	1.22 m	4 ft	1.22 m	4 ft
F Height to ladder	69 cm	2 ft 3 in	69 cm	2 ft 3 in
G Height to fixed wheel	1.02 m	3 ft 4 in	1.02 m	3 ft 4 in
Storage dimensions (l/w/d)	2.03 m/94 cm/61 cm	80/37/24 in	2.03 m/94 cm/61 cm	80/37/24 in

Weight

263 kg	580 lbs	263 kg	580 lbs
--------	---------	--------	---------

Features

Standard Features

Measurements

AWP-20S

- 8.12 m (26 ft 1 in) working height
- 6.12 m (20 ft 1 in) platform height
- 74 cm (2 ft 5 in) standard base width
- 76 cm (2 ft 6 in) RT base width
- 56 cm (1 ft 11 in) narrow base width
- Up to 159 kg (350 lbs) lift capacity

AWP-25S

- 9.57 m (30 ft 10 in) working height
- 7.57 m (24 ft 10 in) platform height
- 74 cm (2 ft 5 in) standard base width
- 76 cm (2 ft 6 in) RT base width
- 56 cm (1 ft 11 in) narrow base width
- Up to 159 kg (350 lbs) lift capacity

AWP-30S

- 11 m (35 ft 6 in) working height
- 9 m (29 ft 6 in) platform height
- 74 cm (2 ft 5 in) standard base width
- 76 cm (2 ft 6 in) RT base width
- 56 cm (1 ft 11 in) narrow base width
- Up to 159 kg (350 lbs) lift capacity

AWP-36S

- 13.10 m (42 ft 5 in) working height
- 11.10 m (36 ft 5 in) platform height
- 74 cm (2 ft 5 in) standard base width
- Up to 159 kg (350 lbs) lift capacity

AWP-40S

- 14.29 m (46 ft 4 in) working height
- 12.29 m (40 ft 4 in) platform height
- 74 cm (2 ft 5 in) standard base width
- Up to 136 kg (300 lbs) lift capacity

Productivity

- Auxiliary platform lowering
- Most rigid mast in the industry
- Rocker base system for manoeuvrability
- Tilt back frame (standard on AWP-36, -40)
- Easily rolls through standard doorways
- AC power to platform (cable only)
- Dual activated up/down switch
- Small outrigger footprints
- Outrigger storage pockets
- Easy loading in pickup trucks
- Tie down attachment points
- Overhead crane attachment point
- Wide forklift pockets
- Rear access forklift pocket
- LED lights confirm proper set-up



⁽¹⁾ Available aftermarket only
⁽²⁾ Factory-fit option only.

Easily Configured To Meet Your Needs

Platform Options

- Sliding mid-rail platform (standard)
- Gated standard platform
- Gated narrow platform
- Gated ultra-narrow platform
- Standard fiberglass platform

Power Options

- AC power 85V / 50-60 Hz
- AC power 110V / 50-60 Hz
- AC power 220V / 50-60 Hz
- DC power with worldwide automatic "smart" charging system (12V / 110V / 230V / 50-60 Hz)
- Air motor power 1.5 hp (1.1 kW) (AWP-30 only) ⁽²⁾

Base Options

- Standard base
- Rough terrain (RT) base (AWP™-20, -25, -30 only)
- Narrow base (AWP-20, AWP-25, AWP-30 only)

Options & Accessories

Productivity

- Power to platform: plug, socket, with optional Residual-current Circuit Breaker with Overcurrent protection
- Super Straddle with pin and outrigger interlocks (not available with Air motor option)
- Narrow base conversion kit (AWP-20, -25, -30 RT only) ⁽¹⁾
- Different lengths of outriggers (please refer to safety decals for base use in./out. application)
- Outdoor outriggers for AWP Standard base only ⁽¹⁾
- Rough terrain base conversion kit (AWP-20, -25, -30 N only) ⁽¹⁾
- Operational warning light and descent alarm package
- Tool tray (not available on narrow or ultra-narrow platform)
- Fluorescent tube caddy (not available on fiberglass platform)
- Platform locating laser light (not available on fiberglass platform)

United Kingdom

The Maltings, Wharf Road, Grantham NG31 6BH, T: +44 800 988 3739 (toll free), Fax +44 (0)1476 584334, Email AWP-InfoEurope@terex.com
Visit www.genielift.co.uk/locations to view our global locations list.

Worldwide Manufacturing And Distribution

Australia · Brazil · Caribbean · Central America · China · France · Germany · Italy · Japan · Korea · Mexico · Russia · Southeast Asia · Spain · Sweden · United Arab Emirates · United Kingdom · United States

Product specifications and prices are subject to change without notice or obligation. The photographs and/or drawings in this document are for illustrative purposes only. Refer to the appropriate Operator's Manual for instructions on the proper use of this equipment. Failure to follow the appropriate Operator's Manual when using our equipment or to otherwise act irresponsibly may result in serious injury or death. The only warranty applicable to our equipment is the standard written warranty applicable to the particular product and sale and we make no other warranty, express or implied. Products and services listed may be trademarks, service marks or trade names of Terex Corporation and/or their subsidiaries in the USA and many other countries. Genie is a registered trademark of Terex South Dakota, Inc. © 2018 Terex Corporation.

