
















### Specifications

| Models   | AWP-20S |            | AWP-25S |             | AWP-30S |            |
|--|---------|------------|---------|-------------|---------|------------|
| Measurements   | Metric  | US         | Metric  | US          | Metric  | US         |
| Working height*  | 8.12 m  | 26 ft 1 in | 9.57 m  | 30 ft 10 in | 11.00 m | 35 ft 6 in |
| Platform height  | 6.12 m  | 20 ft 1 in | 7.57 m  | 24 ft 10 in | 9.00 m  | 29 ft 6 in |
|  Height - stowed (Standard) | 1.98 m  | 6 ft 6 in  | 1.98 m  | 6 ft 6 in   | 1.98 m  | 6 ft 6 in  |
| stowed (RT/Narrow)   | 2.01 m  | 6 ft 7 in  | 2.01 m  | 6 ft 7 in   | 2.01 m  | 6 ft 7 in  |
|  tilted back** (Standard)   | —       | —          | —       | —           | —       | —          |
|  Length - stowed (Standard) | 1.24 m  | 4 ft 1 in  | 1.31 m  | 4 ft 3.5 in | 1.35 m  | 4 ft 5 in  |
| stowed (RT/Narrow)   | 1.60 m  | 5 ft 3 in  | 1.60 m  | 5 ft 3 in   | 1.60 m  | 5 ft 3 in  |
|  Length - tilted back**     | —       | —          | —       | —           | —       | —          |
|  Width (Standard)           | 74 cm   | 2 ft 5 in  | 74 cm   | 2 ft 5 in   | 74 cm   | 2 ft 5 in  |
| Width (RT)   | 76 cm   | 2 ft 6 in  | 76 cm   | 2 ft 6 in   | 76 cm   | 2 ft 6 in  |
| Width (Narrow)   | 56 cm   | 1 ft 10 in | 56 cm   | 1 ft 10 in  | 56 cm   | 1 ft 10 in |

### Productivity

| Lift capacity  | 159 kg             | 350 lbs               | 159 kg             | 350 lbs               | 159 kg             | 350 lbs              |
|--|--------------------|-----------------------|--------------------|-----------------------|--------------------|----------------------|
| <b>Indoor:</b>   |                    |                       |                    |                       |                    |                      |
|   Outrigger footprint (l/w) (Standard)   | 1.55/1.35 m        | 5 ft 1 in/4 ft 5 in   | 1.75/1.55 m        | 5 ft 9 in/5 ft 1 in   | 1.93/1.73 m        | 6 ft 4 in/5 ft 8 in  |
| Outrigger footprint (l/w) (RT/Narrow)  | 1.80/1.47 m        | 5 ft 11 in/4 ft 10 in | 1.80/1.47 m        | 5 ft 11 in/4 ft 10 in | 2.11/1.88 m        | 6 ft 11 in/6 ft 2 in |
|  Corner access*** (Standard)  | 38 cm              | 1 ft 3 in             | 48 cm              | 1 ft 7 in             | 56 cm              | 1 ft 10 in           |
| Corner access*** (RT/Narrow)   | 53 cm              | 1 ft 9 in             | 51 cm              | 1 ft 8 in             | 70 cm              | 2 ft 3.5 in          |
|   Wall access front/side (Standard)      | 15/33 cm           | 6 in/1 ft 1 in        | 18/43 cm           | 7 in/1 ft 5 in        | 20/53 cm           | 8 in/1 ft 9 in       |
| Wall access front/side (RT/Narrow)   | 30/43 cm           | 1 ft/1 ft 5 in        | 25/43 cm           | 10 in/1 ft 5 in       | 23/51 cm           | 9 in/1 ft 8 in       |
| <b>Outdoor:</b>  |                    |                       |                    |                       |                    |                      |
|   Outrigger footprint (l/w) (Standard) | 2.46/2.26 m        | 8 ft 1 in/7 ft 5 in   | 2.97/2.79 m        | 9 ft 9 in/9 ft 2 in   | 2.97/2.79 m        | 9 ft 9 in/9 ft 2 in  |
| Outrigger footprint (l/w) (RT/Narrow)  | —                  | —                     | —                  | —                     | —                  | —                    |
|  Corner access*** (Standard)  | 48 cm              | 1 ft 7 in             | 76 cm              | 2 ft 6 in             | 69 cm              | 2 ft 3 in            |
| Corner access*** (RT/Narrow)   | —                  | —                     | —                  | —                     | —                  | —                    |
|   Wall access front/side (Standard)  | 48/81 cm           | 1 ft 7 in/2 ft 8 in   | 74 cm/1.07 m       | 2 ft 5 in/3 ft 6 in   | 69 cm/1.07 m       | 2 ft 3 in/3 ft 6 in  |
| Wall access front/side (RT/Narrow)   | —                  | —                     | —                  | —                     | —                  | —                    |
| <b>Platform Dimensions: (l/w/h)</b>  |                    |                       |                    |                       |                    |                      |
| Standard   | 69 cm/66 cm/1.14 m | 27/26/44.75 in        | 69 cm/66 cm/1.14 m | 27/26/44.75 in        | 69 cm/66 cm/1.14 m | 27/26/44.75 in       |
| Gated standard   | 69 cm/66 cm/1.14 m | 27/26/44.75 in        | 69 cm/66 cm/1.14 m | 27/26/44.75 in        | 69 cm/66 cm/1.14 m | 27/26/44.75 in       |
| Gated narrow   | 66 cm/51 cm/1.14 m | 26/20/44.75 in        | 66 cm/51 cm/1.14 m | 26/20/44.75 in        | 66 cm/51 cm/1.14 m | 26/20/44.75 in       |
| Gated ultra-narrow   | 56 cm/46 cm/1.14 m | 22/18/44.75 in        | 56 cm/46 cm/1.14 m | 22/18/44.75 in        | 56 cm/46 cm/1.14 m | 22/18/44.75 in       |
| Standard fiberglass  | 74 cm/67 cm/1.10 m | 29/26.5/43.5 in       | 74 cm/67 cm/1.10 m | 29/26.5/43.5 in       | 74 cm/67 cm/1.10 m | 29/26.5/43.5 in      |

### Power

|                          |                                       |                                       |                                       |                                       |
|--------------------------|---------------------------------------|---------------------------------------|---------------------------------------|---------------------------------------|
| Power source - DC models | 12V / 110/50-60 Hz or 220/50-60 Hz AC | 12V / 110/50-60 Hz or 220/50-60 Hz AC | 12V / 110/50-60 Hz or 220/50-60 Hz AC | 12V / 110/50-60 Hz or 220/50-60 Hz AC |
|--------------------------|---------------------------------------|---------------------------------------|---------------------------------------|---------------------------------------|

### Sound & Vibration Levels

|   |                       |                           |                       |                           |                       |                           |
|---|-----------------------|---------------------------|-----------------------|---------------------------|-----------------------|---------------------------|
| Sound pressure level (ground workstation)   | <70 dBA               | <70 dBA                   | <70 dBA               | <70 dBA                   | <70 dBA               | <70 dBA                   |
| Sound pressure level (platform workstation) | <70 dBA               | <70 dBA                   | <70 dBA               | <70 dBA                   | <70 dBA               | <70 dBA                   |
| Vibration                                   | <2.5 m/s <sup>2</sup> | <8 ft 2 in/s <sup>2</sup> | <2.5 m/s <sup>2</sup> | <8 ft 2 in/s <sup>2</sup> | <2.5 m/s <sup>2</sup> | <8 ft 2 in/s <sup>2</sup> |

### Weight\*\*\*\*

|                       |        |         |        |         |        |         |
|-----------------------|--------|---------|--------|---------|--------|---------|
| AC models (Standard)  | 307 kg | 677 lbs | 330 kg | 727 lbs | 352 kg | 777 lbs |
| AC models (RT/Narrow) | 299 kg | 660 lbs | 315 kg | 694 lbs | 331 kg | 729 lbs |
| DC models (Standard)  | 347 kg | 766 lbs | 371 kg | 817 lbs | 393 kg | 867 lbs |
| DC models (RT/Narrow) | 340 kg | 749 lbs | 354 kg | 780 lbs | 371 kg | 818 lbs |
| Air motor (Standard)  | —      | —       | —      | —       | 352 kg | 777 lbs |
| Air motor (RT/Narrow) | —      | —       | —      | —       | 331 kg | 729 lbs |

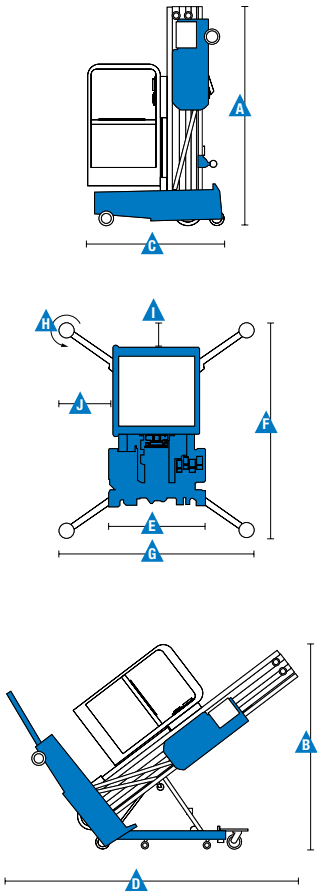
### Standards Compliance

EU Directives: 2006/42/EC - Machinery (harmonized standard EN280:2013); 2004/108/EC (EMC); 2006/95/EC (LVD)

# Aerial Work Platforms

## AWP™ Super Series™

### Specifications



| Models                       | AWP-36S |             | AWP-40S |             |
|------------------------------|---------|-------------|---------|-------------|
| Measurements                 | Metric  | US          | Metric  | US          |
| Working height*              | 13.10 m | 42 ft 5 in  | 14.29 m | 46 ft 4 in  |
| Platform height              | 11.10 m | 36 ft 5 in  | 12.29 m | 40 ft 4 in  |
| ▲ Height - stowed (Standard) | 2.78 m  | 9 ft 1.5 in | 2.78 m  | 9 ft 1.5 in |
| ▲ Height - stowed (RT)       | ---     | ---         | ---     | ---         |
| ▲ tilted back** (Standard)   | 1.92 m  | 6 ft 3.5 in | 1.98 m  | 6 ft 6 in   |
| ▲ Length - stowed (Standard) | 1.40 m  | 4 ft 7 in   | 1.42 m  | 4 ft 8 in   |
| ▲ Length - stowed (RT)       | ---     | ---         | ---     | ---         |
| ▲ Length - tilted back**     | 2.97 m  | 9 ft 9 in   | 2.97 m  | 9 ft 9 in   |
| ▲ Width (Standard)           | 74 cm   | 2 ft 5 in   | 74 cm   | 2 ft 5 in   |
| ▲ Width (RT)                 | ---     | ---         | ---     | ---         |

### Productivity

| Lift capacity                            | 159 kg             | 350 lbs                | 136 kg             | 300 lbs               |
|--|--------------------|------------------------|--------------------|-----------------------|
| <b>Indoor:</b>                           |                    |                        |                    |                       |
| ▲ G Outrigger footprint (l/w) (Standard) | 2.12/1.91 m        | 6 ft 11 in/6 ft 3 in   | 2.26/2.06 m        | 7 ft 5 in /6 ft 9 in  |
| ▲ G Outrigger footprint (l/w) (RT)       | ---                | ---                    | ---                | ---                   |
| ▲ H Corner access*** (Standard)          | 74 cm              | 2 ft 5 in              | 79 cm              | 2 ft 7 in             |
| ▲ H Corner access*** (RT)                | ---                | ---                    | ---                | ---                   |
| ▲ J Wall access front/side (Standard)    | 36/64 cm           | 1 ft 2 in/2 ft 1 in    | 38/71 cm           | 1 ft 3 in/2 ft 4 in   |
| ▲ J Wall access front/side (RT)          | ---                | ---                    | ---                | ---                   |
| <b>Outdoor:</b>                          |                    |                        |                    |                       |
| ▲ G Outrigger footprint (l/w) (Standard) | 3.53/3.33 m        | 11 ft 7 in/10 ft 11 in | 3.89/3.68 m        | 12 ft 9 in/12 ft 1 in |
| ▲ G Outrigger footprint (l/w) (RT)       | ---                | ---                    | ---                | ---                   |
| ▲ H Corner access*** (Standard)          | 1.02 m             | 3 ft 4 in              | 1.12 m             | 3 ft 8 in             |
| ▲ H Corner access*** (RT)                | ---                | ---                    | ---                | ---                   |
| ▲ J Wall access front/side (Standard)    | 1.02/1.32 m        | 3 ft 4 in/4 ft 4 in    | 1.12/1.52 m        | 3 ft 8 in/5 ft        |
| ▲ J Wall access front/side (RT)          | ---                | ---                    | ---                | ---                   |
| <b>Platform Dimensions: (l/w/h)</b>      |                    |                        |                    |                       |
| Standard                                 | 69 cm/66 cm/1.14 m | 27/26/44.75 in         | 69 cm/66 cm/1.14 m | 27/26/44.75 in        |
| Gated standard                           | 69 cm/66 cm/1.14 m | 27/26/44.75 in         | 69 cm/66 cm/1.14 m | 27/26/44.75 in        |
| Gated narrow                             | 66 cm/51 cm/1.14 m | 26/20/44.75 in         | 66 cm/51 cm/1.14 m | 26/20/44.75 in        |
| Gated ultra-narrow                       | 56 cm/46 cm/1.14 m | 22/18/44.75 in         | 56 cm/46 cm/1.14 m | 22/18/44.75 in        |
| Standard fiberglass                      | 74 cm/67 cm/1.10 m | 29/26.5/43.5 in        | 74 cm/67 cm/1.10 m | 29/26.5/43.5 in       |

### Power

|                          |                                       |                                       |
|--------------------------|---------------------------------------|---------------------------------------|
| Power source - DC models | 12V / 110/50-60 Hz or 220/50-60 Hz AC | 12V / 110/50-60 Hz or 220/50-60 Hz AC |
|--------------------------|---------------------------------------|---------------------------------------|

### Sound & Vibration Levels

|   |                       |                           |                       |                           |
|---|-----------------------|---------------------------|-----------------------|---------------------------|
| Sound pressure level (ground workstation)   | <70 dBA               | <70 dBA                   | <70 dBA               | <70 dBA                   |
| Sound pressure level (platform workstation) | <70 dBA               | <70 dBA                   | <70 dBA               | <70 dBA                   |
| Vibration                                   | <2.5 m/s <sup>2</sup> | <8 ft 2 in/s <sup>2</sup> | <2.5 m/s <sup>2</sup> | <8 ft 2 in/s <sup>2</sup> |

### Weight\*\*\*\*

|                      |        |           |        |           |
|----------------------|--------|-----------|--------|-----------|
| AC models (Standard) | 461 kg | 1,017 lbs | 472 kg | 1,040 lbs |
| AC models (RT)       | ---    | ---       | ---    | ---       |
| DC models (Standard) | 502 kg | 1,107 lbs | 513 kg | 1,130 lbs |
| DC models (RT)       | ---    | ---       | ---    | ---       |
| Air motor (Standard) | ---    | ---       | ---    | ---       |
| Air motor (RT)       | ---    | ---       | ---    | ---       |

### Standards Compliance

EU Directives: 2006/42/EC - Machinery (harmonized standard EN280:2013); 2004/108/EC (EMC); 2006/95/EC (LVD)

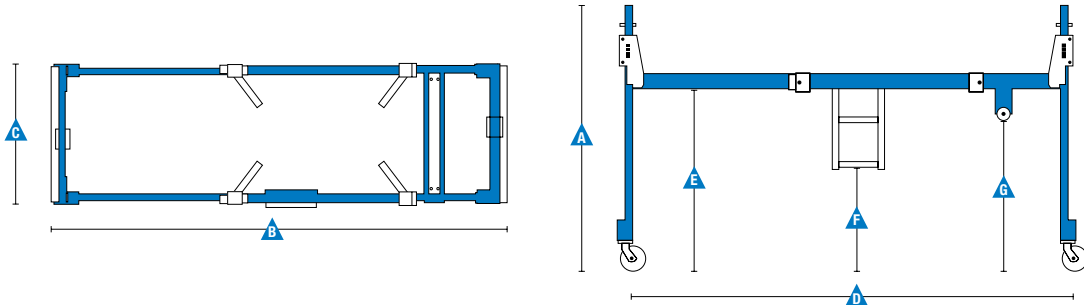
\* The metric equivalent of working height adds 2 m to platform height. U.S. adds 6 ft to platform height.  
 \*\* Tilt back height with standard platform. For tilt back height with other platforms, please contact your sales representative.  
 \*\*\* Corner of platform top rail to corner of wall with ability to rotate leveling jack handle.  
 \*\*\*\* Weight will vary depending on options and/or country standards.  
 --- Not Applicable.

### Specifications

| Super Straddle Models           | AWP-20S                        |                        | AWP-25S                        |                        | AWP-30S                        |                        |
|---------------------------------|--------------------------------|------------------------|--------------------------------|------------------------|--------------------------------|------------------------|
| Measurements                    | Metric                         | US                     | Metric                         | US                     | Metric                         | US                     |
| <b>A</b> Height                 | 1.78 m                         | 5 ft 10 in             | 1.78 m                         | 5 ft 10 in             | 1.78 m                         | 5 ft 10 in             |
| <b>B</b> Length (adjustable)    | 2.77 – 3.25 m                  | 9 ft 1 in – 10 ft 8 in | 2.77 – 3.25 m                  | 9 ft 1 in – 10 ft 8 in | 2.77 – 3.25 m                  | 9 ft 1 in – 10 ft 8 in |
| <b>C</b> Width                  | 97 cm                          | 3 ft 2 in              | 97 cm                          | 3 ft 2 in              | 97 cm                          | 3 ft 2 in              |
| Width with required outriggers  | 1.75 m                         | 5 ft 9 in              | 2.05 m                         | 6 ft 9 in              | 2.31 m                         | 7 ft 7 in              |
| <b>D</b> Wheelbase (adjustable) | 2.64 - 3.25 m                  | 8 ft 8 in – 10 ft 8 in | 2.64 - 3.25 m                  | 8 ft 8 in – 10 ft 8 in | 2.64 - 3.25 m                  | 8 ft 8 in – 10 ft 8 in |
| <b>E</b> Straddle clearance     | 1.22 m                         | 4 ft                   | 1.22 m                         | 4 ft                   | 1.22 m                         | 4 ft                   |
| <b>F</b> Height to ladder       | 69 cm                          | 2 ft 3 in              | 69 cm                          | 2 ft 3 in              | 69 cm                          | 2 ft 3 in              |
| <b>G</b> Height to fixed wheel  | 1.02 m                         | 3 ft 4 in              | 1.02 m                         | 3 ft 4 in              | 1.02 m                         | 3 ft 4 in              |
| Storage dimensions (l/w/d)      | 2.03 m/94 cm/61 cm 80/37/24 in |                        | 2.03 m/94 cm/61 cm 80/37/24 in |                        | 2.03 m/94 cm/61 cm 80/37/24 in |                        |

### Weight

|        |         |        |         |        |         |
|--------|---------|--------|---------|--------|---------|
| 263 kg | 580 lbs | 263 kg | 580 lbs | 263 kg | 580 lbs |
|--------|---------|--------|---------|--------|---------|



| Super Straddle Models           | AWP-36S                        |                        | AWP-40S                        |                        |
|---------------------------------|--------------------------------|------------------------|--------------------------------|------------------------|
| Measurements                    | Metric                         | US                     | Metric                         | US                     |
| <b>A</b> Height                 | 1.78 m                         | 5 ft 10 in             | 1.78 m                         | 5 ft 10 in             |
| <b>B</b> Length (adjustable)    | 2.77 – 3.25 m                  | 9 ft 1 in – 10 ft 8 in | 2.77 – 3.25 m                  | 9 ft 1 in – 10 ft 8 in |
| <b>C</b> Width                  | 97 cm                          | 3 ft 2 in              | 97 cm                          | 3 ft 2 in              |
| Width with required outriggers  | 2.57 m                         | 8 ft 5 in              | 2.77 m                         | 9 ft 1 in              |
| <b>D</b> Wheelbase (adjustable) | 2.64 - 3.25 m                  | 8 ft 8 in – 10 ft 8 in | 2.64 - 3.25 m                  | 8 ft 8 in – 10 ft 8 in |
| <b>E</b> Straddle clearance     | 1.22 m                         | 4 ft                   | 1.22 m                         | 4 ft                   |
| <b>F</b> Height to ladder       | 69 cm                          | 2 ft 3 in              | 69 cm                          | 2 ft 3 in              |
| <b>G</b> Height to fixed wheel  | 1.02 m                         | 3 ft 4 in              | 1.02 m                         | 3 ft 4 in              |
| Storage dimensions (l/w/d)      | 2.03 m/94 cm/61 cm 80/37/24 in |                        | 2.03 m/94 cm/61 cm 80/37/24 in |                        |

### Weight

|        |         |        |         |
|--------|---------|--------|---------|
| 263 kg | 580 lbs | 263 kg | 580 lbs |
|--------|---------|--------|---------|

### Features

#### Standard Features

##### Measurements

###### AWP-20S

- 8.12 m (26 ft 1 in) working height
- 6.12 m (20 ft 1 in) platform height
- 74 cm (2 ft 5 in) standard base width
- 76 cm (2 ft 6 in) RT base width
- 56 cm (1 ft 11 in) narrow base width
- Up to 159 kg (350 lbs) lift capacity

###### AWP-25S

- 9.57 m (30 ft 10 in) working height
- 7.57 m (24 ft 10 in) platform height
- 74 cm (2 ft 5 in) standard base width
- 76 cm (2 ft 6 in) RT base width
- 56 cm (1 ft 11 in) narrow base width
- Up to 159 kg (350 lbs) lift capacity

###### AWP-30S

- 11 m (35 ft 6 in) working height
- 9 m (29 ft 6 in) platform height
- 74 cm (2 ft 5 in) standard base width
- 76 cm (2 ft 6 in) RT base width
- 56 cm (1 ft 11 in) narrow base width
- Up to 159 kg (350 lbs) lift capacity

###### AWP-36S

- 13.10 m (42 ft 5 in) working height
- 11.10 m (36 ft 5 in) platform height
- 74 cm (2 ft 5 in) standard base width
- Up to 159 kg (350 lbs) lift capacity

###### AWP-40S

- 14.29 m (46 ft 4 in) working height
- 12.29 m (40 ft 4 in) platform height
- 74 cm (2 ft 5 in) standard base width
- Up to 136 kg (300 lbs) lift capacity

##### Productivity

- Auxiliary platform lowering
- Most rigid mast in the industry
- Rocker base system for manoeuvrability
- Tilt back frame (standard on AWP-36, -40)
- Easily rolls through standard doorways
- AC power to platform (cable only)
- Dual activated up/down switch
- Small outrigger footprints
- Outrigger storage pockets
- Easy loading in pickup trucks
- Tie down attachment points
- Overhead crane attachment point
- Wide forklift pockets
- Rear access forklift pocket
- LED lights confirm proper set-up



<sup>(1)</sup> Available aftermarket only  
<sup>(2)</sup> Factory-fit option only.

#### Easily Configured To Meet Your Needs

##### Platform Options

- Sliding mid-rail platform (standard)
- Gated standard platform
- Gated narrow platform
- Gated ultra-narrow platform
- Standard fiberglass platform

##### Power Options

- AC power 85V / 50-60 Hz
- AC power 110V / 50-60 Hz
- AC power 220V / 50-60 Hz
- DC power with worldwide automatic "smart" charging system (12V / 110V / 230V / 50-60 Hz)
- Air motor power 1.5 hp (1.1 kW) (AWP-30 only) <sup>(2)</sup>

##### Base Options

- Standard base
- Rough terrain (RT) base (AWP™-20, -25, -30 only)
- Narrow base (AWP-20, AWP-25, AWP-30 only)

#### Options & Accessories

##### Productivity

- Power to platform: plug, socket, with optional Residual-current Circuit Breaker with Overcurrent protection
- Super Straddle with pin and outrigger interlocks (not available with Air motor option)
- Narrow base conversion kit (AWP-20, -25, -30 RT only) <sup>(1)</sup>
- Different lengths of outriggers (please refer to safety decals for base use in./out. application)
- Outdoor outriggers for AWP Standard base only <sup>(1)</sup>
- Rough terrain base conversion kit (AWP-20, -25, -30 N only) <sup>(1)</sup>
- Operational warning light and descent alarm package
- Tool tray (not available on narrow or ultra-narrow platform)
- Fluorescent tube caddy (not available on fiberglass platform)
- Platform locating laser light (not available on fiberglass platform)

#### United Kingdom

The Maltings, Wharf Road, Grantham NG31 6BH, T: +44 800 988 3739 (toll free), Fax +44 (0)1476 584334, Email AWP-InfoEurope@terex.com  
Visit [www.genielift.co.uk/locations](http://www.genielift.co.uk/locations) to view our global locations list.

#### Worldwide Manufacturing And Distribution

Australia · Brazil · Caribbean · Central America · China · France · Germany · Italy · Japan · Korea · Mexico · Russia · Southeast Asia · Spain · Sweden · United Arab Emirates · United Kingdom · United States

Product specifications and prices are subject to change without notice or obligation. The photographs and/or drawings in this document are for illustrative purposes only. Refer to the appropriate Operator's Manual for instructions on the proper use of this equipment. Failure to follow the appropriate Operator's Manual when using our equipment or to otherwise act irresponsibly may result in serious injury or death. The only warranty applicable to our equipment is the standard written warranty applicable to the particular product and sale and we make no other warranty, express or implied. Products and services listed may be trademarks, service marks or trade names of Terex Corporation and/or their subsidiaries in the USA and many other countries. Genie is a registered trademark of Terex South Dakota, Inc. © 2018 Terex Corporation.

