

### Specifications

| Models                                  | S-80 XC |            | S-85 XC |            |
|---|---------|------------|---------|------------|
| Measurements                            | Metric  | US         | Metric  | US         |
| Working height maximum*                 | 26.38 m | 86 ft      | 27.91 m | 91 ft      |
| Platform height maximum                 | 24.38 m | 80 ft      | 25.91 m | 85 ft      |
| Horizontal reach maximum                | 20.83 m | 68 ft 4 in | 22.71 m | 74 ft 6 in |
| Below ground reach                      | 1.68 m  | 5 ft 6 in  | 2.69 m  | 8 ft 10 in |
| ▲ Platform length - 8 ft model          | 0.91 m  | 3 ft       | 0.91 m  | 3 ft       |
| ▲ Platform length - 6 ft model          | 0.76 m  | 2 ft 6 in  | 0.76 m  | 2 ft 6 in  |
| ▲ Platform width - 8 ft model           | 2.44 m  | 8 ft       | 2.44 m  | 8 ft       |
| ▲ Platform width - 6 ft model           | 1.83 m  | 6 ft       | 1.83 m  | 6 ft       |
| ▲ Height - stowed                       | 2.80 m  | 9 ft 2 in  | 2.80 m  | 9 ft 2 in  |
| ▲ Length - stowed                       | 11.30 m | 37 ft 1 in | 12.37 m | 40 ft 7 in |
| ▲ Length - transport (jib tucked under) | —       | —          | 11.60 m | 38 ft      |
| ▲ Width                                 | 2.49 m  | 8 ft 2 in  | 2.49 m  | 8 ft 2 in  |
| ▲ Wheelbase                             | 2.85 m  | 9 ft 4 in  | 2.85 m  | 9 ft 4 in  |
| ▲ Ground clearance - center             | 0.40 m  | 15.8 in    | 0.40 m  | 15.8 in    |

### Productivity

|                                      |                     |                     |                     |                     |
|--------------------------------------|---------------------|---------------------|---------------------|---------------------|
| Maximum lift capacity - unrestricted | 300 kg              | 660 lb              | 300 kg              | 660 lb              |
| - restricted                         | 454 kg              | 1,000 lb            | 454 kg              | 1,000 lb            |
| Platform rotation                    | 160°                | 160°                | 160°                | 160°                |
| Vertical jib rotation                | —                   | —                   | 135° (+ 78° /- 57°) | —                   |
| Turntable rotation                   | 360° continuous     | 360° continuous     | 360° continuous     | 360° continuous     |
| Turntable tailswing                  | 1.60 m              | 5 ft 3 in           | 1.60 m              | 5 ft 3 in           |
| Drive speed - stowed                 | 5.4 km/h            | 3.3 mph             | 5.4 km/h            | 3.3 mph             |
| - raised/extended                    | 0.3 m/s             | 0.95 mph            | 0.3 m/s             | 0.95 mph            |
| Gradeability - stowed**              | 45%                 | 45%                 | 45%                 | 45%                 |
| Turning radius : inside              | 3.66 m              | 12 ft               | 3.66 m              | 12 ft               |
| outside                              | 6.55 m              | 21 ft 6 in          | 6.55 m              | 21 ft 6 in          |
| Controls                             | 12V DC proportional | 12V DC proportional | 12V DC proportional | 12V DC proportional |
| Tyres - RT foam filled               | 18-625, 16 ply      | 18-625, 16 ply      | 18-625, 16 ply      | 18-625, 16 ply      |

### Power

|                             |  |        |        |        |
|-----------------------------|--|--------|--------|--------|
| Power source                | Deutz TD 2011 L04i, 74 hp (55 kW), Stage IIIA<br>Deutz TD2.9 L4, 74 hp (55 kW), Stage IIIB |        |        |        |
| Auxiliary power unit        | 12V DC   | 12V DC | 12V DC | 12V DC |
| Hydraulic tank capacity     | 150 L  | 40 gal | 150 L  | 40 gal |
| Fuel tank capacity - diesel | 132 L  | 35 gal | 132 L  | 35 gal |

### Sound & Vibration Levels

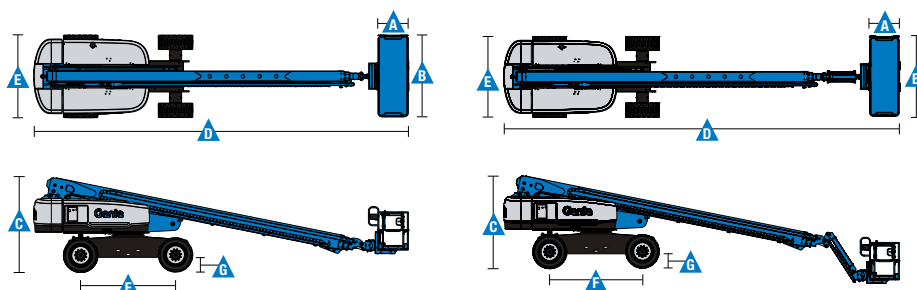
|   |                       |                           |                       |                           |
|---|-----------------------|---------------------------|-----------------------|---------------------------|
| Sound pressure level (ground workstation)   | 83 dBA                | 83 dBA                    | 83 dBA                | 83 dBA                    |
| Sound pressure level (platform workstation) | 71 dBA                | 71 dBA                    | 71 dBA                | 71 dBA                    |
| Vibration                                   | <2.5 m/s <sup>2</sup> | <8 ft 2 in/s <sup>2</sup> | <2.5 m/s <sup>2</sup> | <8 ft 2 in/s <sup>2</sup> |

### Weight\*\*\*

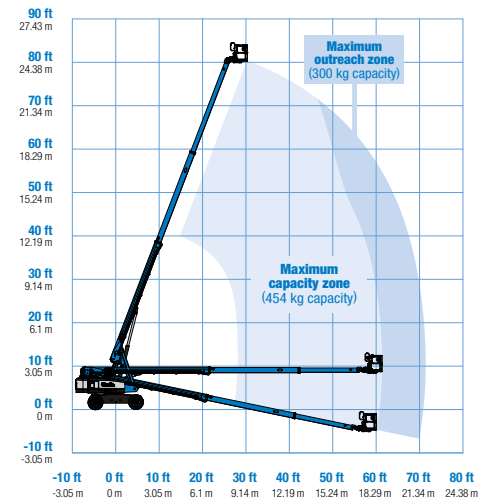
|     |           |            |           |            |
|-----|-----------|------------|-----------|------------|
| 4WD | 16,783 kg | 37,000 lbs | 17,917 kg | 39,500 lbs |
|-----|-----------|------------|-----------|------------|

### Standards Compliance

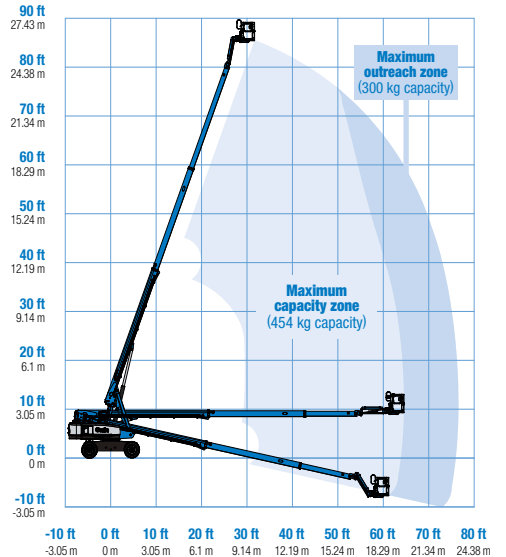
EU Directives: 2006/42/EC - Machinery (harmonized standard EN280); 2004/108/EC (EMC); 2000/14/EC (Outdoor Noise)



### Range Of Motion S-80 XC



### Range Of Motion S-85 XC



\* The metric equivalent of working height adds 2 m to platform height. U.S. adds 6 ft to platform height.

\*\* Gradeability applies to driving on slopes. See operator's manual for details regarding slope ratings.

\*\*\* Weight will vary depending on options and/or country standards.

### Features

| Standard Features | Easily Configured To Meet Your Needs | Options & Accessories |
|-------------------|--------------------------------------|-----------------------|
|-------------------|--------------------------------------|-----------------------|

#### Measurements

##### S-80 XC

- 26.38 m (86 ft) working height
- 20.83 m (68 ft 4 in) horizontal reach
- 300 kg (660 lb) unrestricted and 454 kg (1,000 lb) restricted lift capacity

##### S-85 XC

- 27.91 m (91 ft) working height
- 22.71 m (74 ft 6 in) horizontal reach
- 300 kg (660 lb) unrestricted and 454 kg (1,000 lb) restricted lift capacity

#### Productivity

- Self-leveling platform
- 160° hydraulic platform rotation
- Thumb rocker steering
- Proportional joystick controls
- Hydraulic oil cooler
- Drive enable system
- Chassis tilt drive function cut-out
- AC power cord to platform
- Horn
- Hour meter
- Tilt alarm
- Descent motion & travel alarms
- Flashing beacon
- 360° continuous turntable rotation
- Positive traction drive
- Two speed wheel motors
- On board full diagnostics and engine monitoring display
- Dual battery system
- Telematics ready connector
- Lift Guard<sup>™</sup> Contact Alarm

#### Power

- 12 V DC auxiliary power
- Anti-restart engine protection
- Engine gauge package
- Auto engine fault shutdown
- Intake air heater (Deutz engine)

#### Platform Options

- Steel 1.83 m (6 ft) dual-entry platform with side swing gate
- 2.44 m (8 ft) tri-entry platform with side swing gate (standard)

#### Engine Options

- Deutz Stage IIIA turbo diesel 55 kW (74 hp)
- Deutz Stage IIIB turbo diesel 55 kW (74 hp)

#### Drive

- 4 x 4

#### Axle

- Active oscillation (standard)

#### Tyre Options

- Rough terrain foam-filled (standard - water base)
- Rough terrain non-marking foam-filled

#### Productivity Options

- Half-mesh platform inserts
- Platform auxiliary top rail
- Power to platform: plug, socket, with optional Residual-current Circuit Breaker with Overcurrent protection <sup>(2)</sup>
- Work lights package (2 on chassis, 2 on platform) <sup>(2)</sup>
- Dual axis joystick steering
- Biodegradable hydraulic oil
- Hostile environment kit <sup>(2)</sup>: cylinder bellows, boom wiper seals, platform and ground control box cover
- Deluxe hostile environment kit <sup>(2)</sup>: adds to basic kit center turntable shield, ring gear guard, tail pipe guard, engine cover flaps and air pre-cleaner
- Chassis tilt lift function cut-out kit
- Panel cradle package
- Track & Trace <sup>(1)</sup> (GPS unit providing machine location & operating information)
- Lockable platform & ground control box covers
- Tow package <sup>(2)</sup>
- Operator Protective Structure <sup>(3)</sup>

#### Power Options

- Lift Power<sup>™</sup> 3kW AC generator, 110V/60Hz, 110V/50Hz or 240V/50Hz
- Cold Weather Recirc Kit: 5W-40 Synthetic Engine Oil, Oil Pan Heater, Battery Heater, Platform Manifold Recirculation and Hydraulic Tank Heater <sup>(2)</sup>
- Low temperature cut-out module
- EMEAR Cold Start kit: Inc. Engine heater & battery charger
- Diesel catalytic scrubber muffler <sup>(2)</sup>
- Diesel air intake pre-cleaner <sup>(2)</sup>



<sup>(1)</sup> Includes a first 2 years subscription

<sup>(2)</sup> Factory-fit option only

<sup>(3)</sup> Aftermarket only

### United Kingdom

The Maltings, Wharf Road, Grantham NG31 6BH, T: +44 800 988 3739 (toll free), Fax +44 (0)1476 584334, Email AWP-InfoEurope@terex.com

Visit [www.genielift.co.uk/locations](http://www.genielift.co.uk/locations) to view our global locations list.

### Worldwide Manufacturing And Distribution

Australia · Brazil · Caribbean · Central America · China · France · Germany · Italy · Japan · Korea · Mexico · Russia · Southeast Asia · Spain · Sweden · United Arab Emirates · United Kingdom · United States

Product specifications and prices are subject to change without notice or obligation. The photographs and/or drawings in this document are for illustrative purposes only. Refer to the appropriate Operator's Manual for instructions on the proper use of this equipment. Failure to follow the appropriate Operator's Manual when using our equipment or to otherwise act irresponsibly may result in serious injury or death. The only warranty applicable to our equipment is the standard written warranty applicable to the particular product and sale and we make no other warranty, express or implied. Products and services listed may be trademarks, service marks or trade names of Terex Corporation and/or their subsidiaries in the USA and many other countries. Genie is a registered trademark of Terex South Dakota, Inc. © 2018 Terex Corporation.

